

PIEZA ENTRADA/ SALIDA – CH ENTRA

CH ENTRA

FICHA TÉCNICA

Producto



Descripción

- Componente de la línea de vida CHECKLINE II Y CHECKLINE OVERHEAD.
- Su principal misión es permitir la entrada y la salida de los carritos en la línea de vida.

Norma

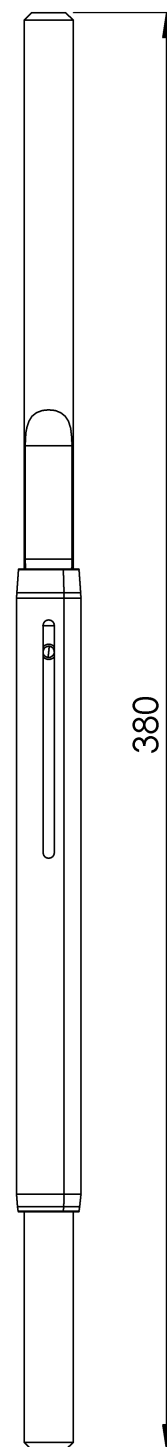


EN 795 Tipo C

CARACTERÍSTICAS

Características generales

Referencia	200701500020
Material	Acero Inox 304
Peso	0,54 kg
Dimensiones	380 X Ø 17 mm

PLANOS



CH ENTRA

Producto



Descripción

- Componente de la línea de vida CHECKLINE II Y CHECKLINE OVERHEAD.
- Su principal misión es permitir la entrada y la salida de los carritos en la línea de vida.

Norma

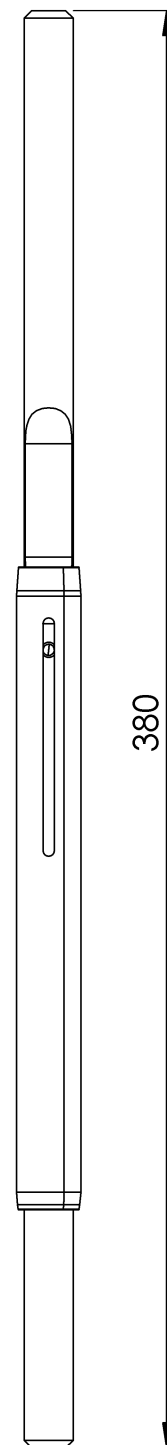


EN 795 Tipo C

CARACTERÍSTICAS

Características generales

Referencia	200701500020
Material	Acero Inox 304
Peso	0,54 kg
Dimensiones	380 X Ø 17 mm

PLANOS



CH ENTER

Prodotto



Descrizione

- Componente della linea di vita CHECKLINE II e CHECKLINE OVERHEAD.
- Il suo compito principale è quello di consentire ai carrelli di entrare e uscire dalla linea di vita.

Standard

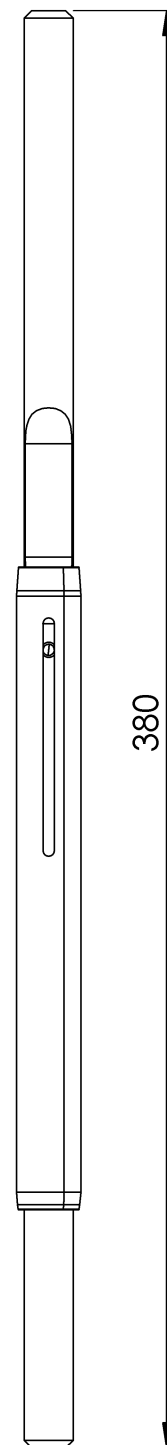

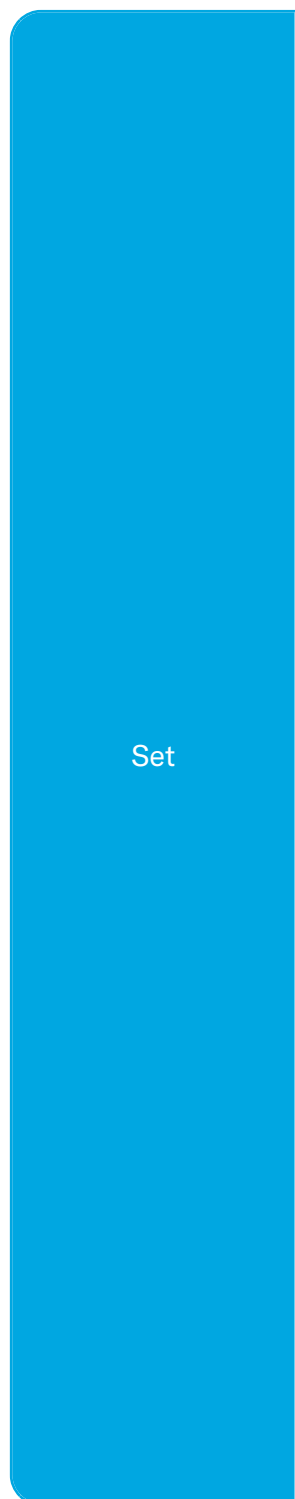
EN 795 Tipo C

CARATTERISTICHE

Caratteristiche generali

Riferimento	200701500020
Materiale	Acciaio inox 304
Peso	0,54 kg
Dimensioni	380 X Ø 17 mm

PIANI



CH ENTER

Produto



Descrição

- Componente da linha de vida CHECKLINE II e CHECKLINE OVERHEAD.
- A sua principal função é permitir que os carros entrem e saiam da linha de vida.

Padrão

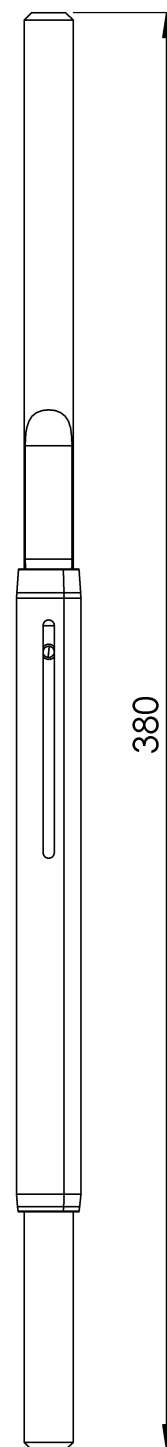


EN 795 Tipo C

CARACTERÍSTICAS

Caraterísticas gerais

Referência	200701500020
Material	Aço inoxidável 304
Peso	0,54 kg
Dimensões	380 X Ø 17 mm

PLANOS



CH ENTER

Produit



Description

- Composant de la ligne de vie CHECKLINE II et CHECKLINE OVERHEAD.
- Sa tâche principale est de permettre aux chariots d'entrer et de sortir de la ligne de vie.

Standard

EN 795 Type C

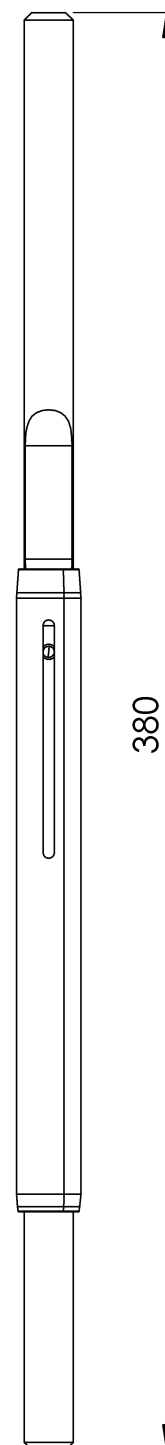

CARACTÉRISTIQUES

Caractéristiques générales

Référence	200701500020
Matériel	Acier inoxydable 304
Poids	0,54 kg
Dimensions	380 X Ø 17 mm

PLANS

Set (jeu de mots)



CH ENTER

Produkt



Beschreibung

- Bestandteil der Rettungsleine CHECKLINE II und CHECKLINE OVERHEAD.
- Seine Hauptaufgabe besteht darin, das Ein- und Ausfahren von Laufkatzen in die bzw. aus der Rettungsgasse zu ermöglichen.

Standard

EN 795 Typ C

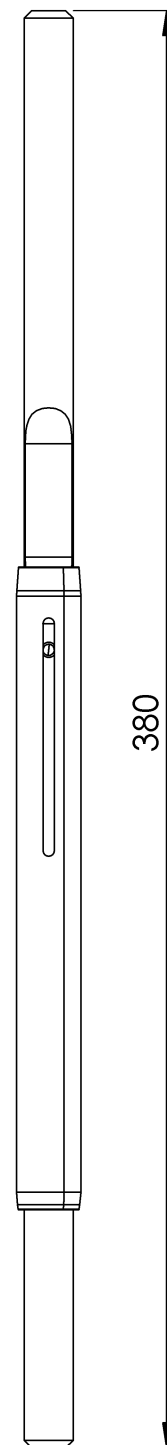

EIGENSCHAFTEN

Allgemeine Merkmale

Referenz	200701500020
Material	Rostfreier Stahl 304
Gewicht	0,54 kg
Abmessungen	380 X Ø 17 mm

PLANEN

Satz



CH ENTER

Produkt



Opis

- Element linii życia CHECKLINE II i CHECKLINE OVERHEAD.
- Jego głównym zadaniem jest umożliwienie wózkom wjazdu i zjazdu z linii życia.

Standard

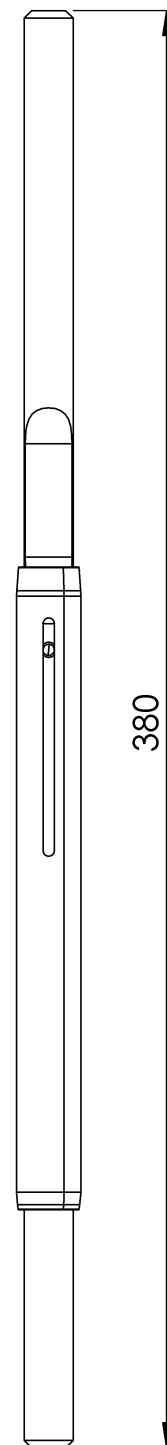

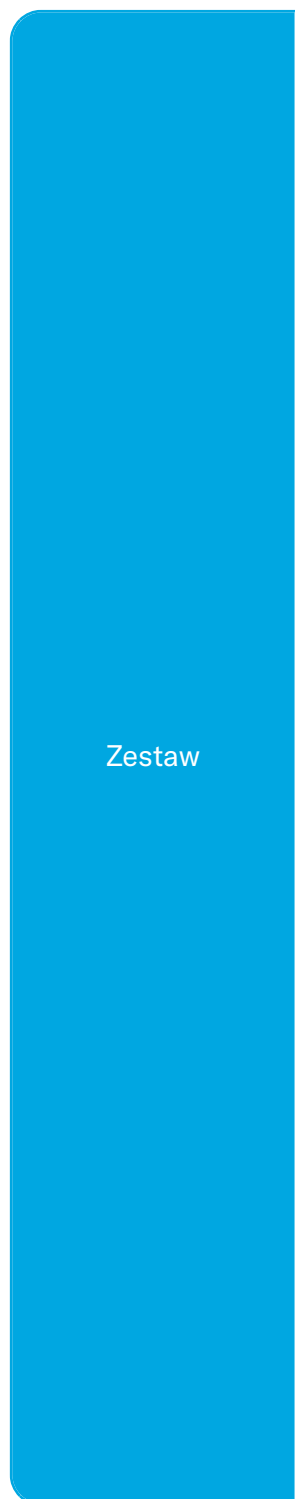
EN 795 Typ C

CHARAKTERYSTYKA

Ogólna
charakterystyka

Odniesienie	200701500020
Materiał	Stal nierdzewna 304
Waga	0,54 kg
Wymiary	380 X Ø 17 mm

PLANY



CH ENTER

Termék



Leírás

- A CHECKLINE II és a CHECKLINE OVERHEAD mentőkötél eleme.
- Fő feladata, hogy lehetővé tegye a kocsik be- és kilépését a mentőkötélből.

Standard

EN 795 C típus

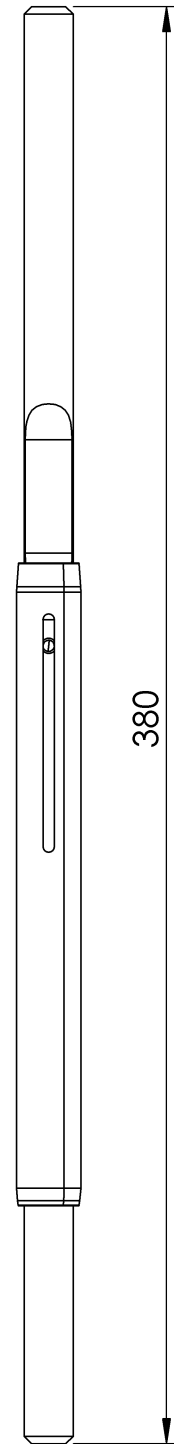

JELLEMZŐK

Általános jellemzők

Hivatkozás	200701500020
Anyag	304 rozsdamentes acél
Súly	0,54 kg
Méreték	380 X Ø 17 mm

TERVEK

Állítsa be a



CH ENTER

Produto



Descrição

- Componente da linha de vida CHECKLINE II e CHECKLINE OVERHEAD.
- Sua principal tarefa é permitir que os carrinhos entrem e saiam da linha de vida.

Padrão

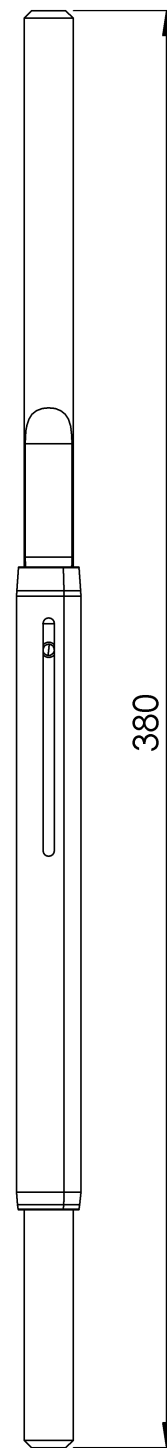

EN 795 Tipo C

CARACTERÍSTICAS

Características gerais

Referência	200701500020
Material	Aço inoxidável 304
Peso	0,54 kg
Dimensões	380 X Ø 17 mm

PLANOS



CH ENTER

Продукт



Описание

- Компонент на спасителната линия CHECKLINE II и CHECKLINE OVERHEAD.
- Основната му задача е да позволява на количките да влизат и излизат от спасителната линия.

Стандартен

EN 795 Тип C

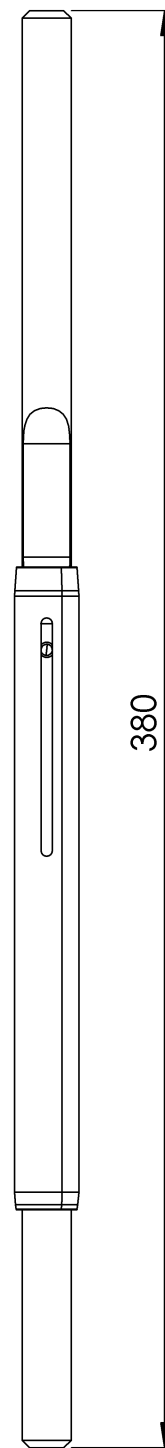

ХАРАКТЕРИСТИКИ

Общи характеристики

Справка	200701500020
Материал	304 неръждаема стомана
Тегло	0,54 кг
Размери	380 X Ø 17 mm

ПЛАНОВЕ

Задайте



CH ENTER

Produkt



Beskrivning

- Komponent till livlinorna CHECKLINE II och CHECKLINE OVERHEAD.
- Dess huvuduppgift är att göra det möjligt för vagnar att komma in i och ut ur livlinan.

Standard

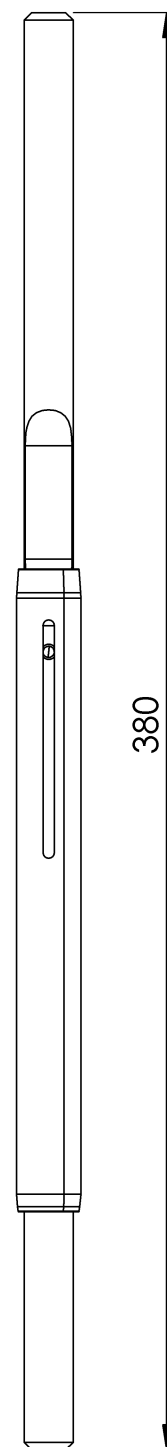

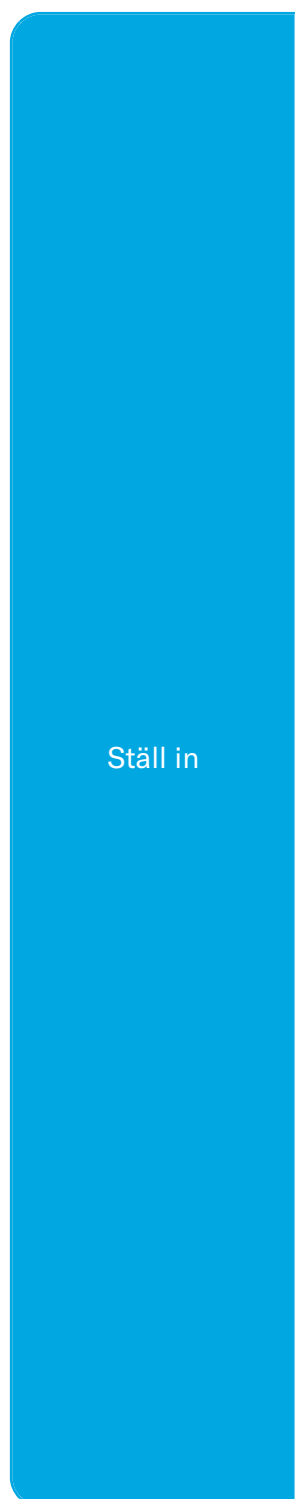
EN 795 Typ C

EGENSKAPER

Allmänna egenskaper

Reference (referens)	200701500020
Material	304 rostfritt stål
Vikt	0,54 kg
Dimensioner	380 X Ø 17 mm

PLANER



CH ENTER

Produkt



Popis

- Súčasť záchranného lana CHECKLINE II a CHECKLINE OVERHEAD.
- Jeho hlavnou úlohou je umožniť vozíkom vstupovať a vystupovať zo záchranného lana.

Štandard

EN 795 Typ C

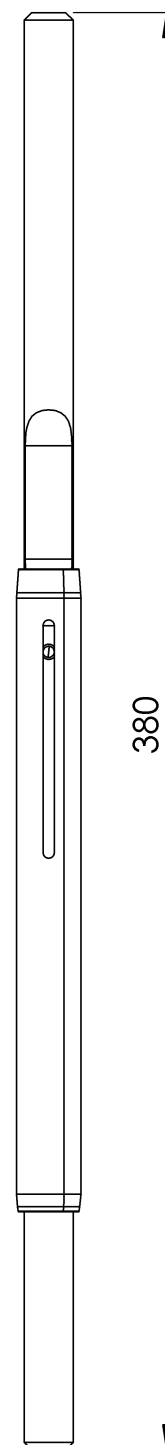

CHARAKTERISTIKA

Všeobecná charakteristika

Referencia	200701500020
Materiál	304 nehrdzavejúca oceľ
Hmotnosť	0,54 kg
Rozmery	380 X Ø 17 mm

PLÁNY

Nastavenie



CH ENTER

Produktas



Aprašymas

- CHECKLINE II ir CHECKLINE OVERHEAD gelbėjimo linijos sudedamoji dalis.
- Pagrindinė jo užduotis - leisti vežimėliams įvažiuoti į gelbėjimo liniją ir išvažiuoti iš jos.

Standartinis

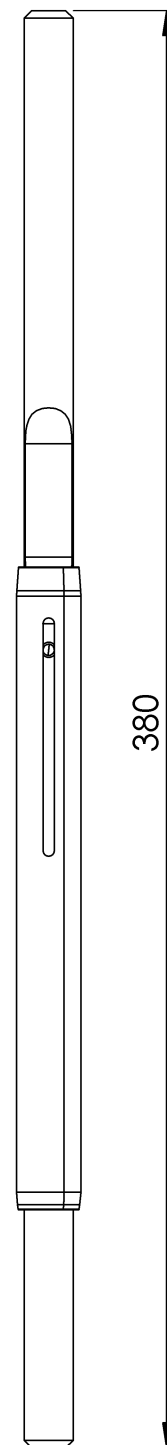

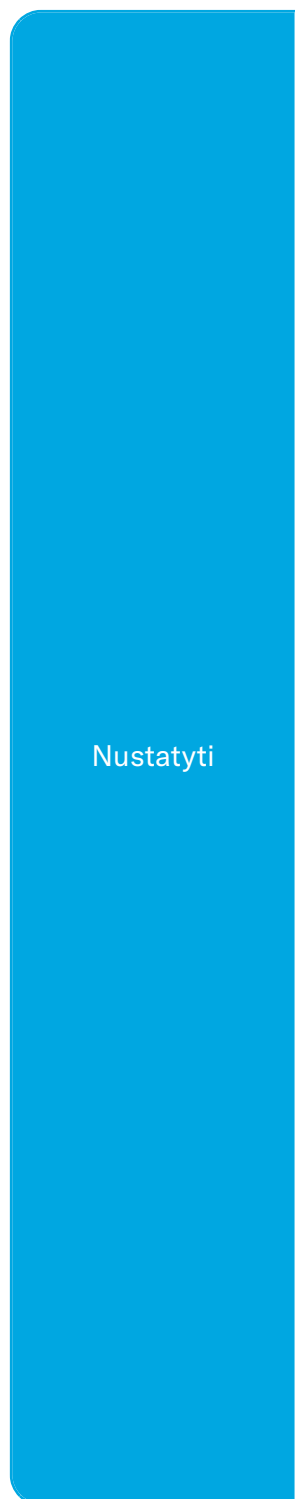
EN 795 C tipas

CHARAKTERISTIKOS

Bendrosios savybės

Nurodymai	200701500020
Medžiaga	304 nerūdijantis plienas
Svoris	0,54 kg
Matmenys	380 X Ø 17 mm

PLANAI



CH ENTER

Produkt



Beskrivelse

- Komponent i CHECKLINE II- og CHECKLINE OVERHEAD-livlinen.
- Hovedoppgaven er å sørge for at vogner kan kjøre inn og ut av livlinen.

Standard

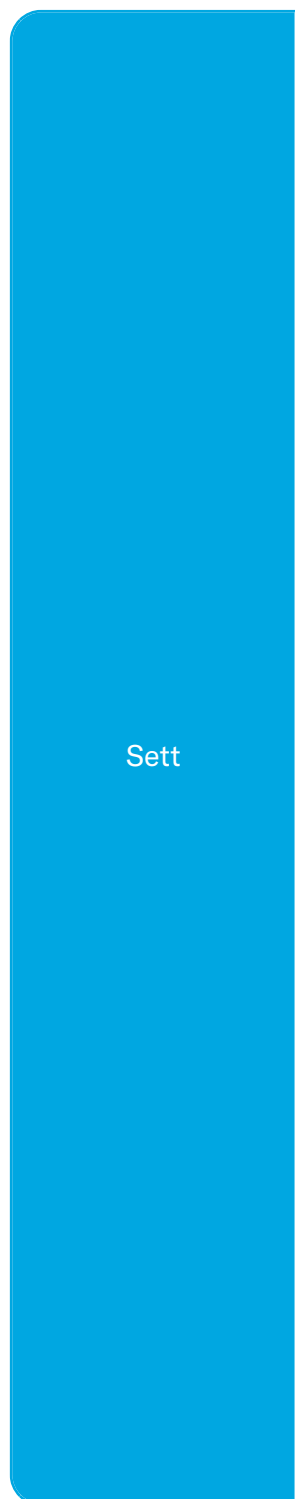
EN 795 Type C

EGENSKAPER

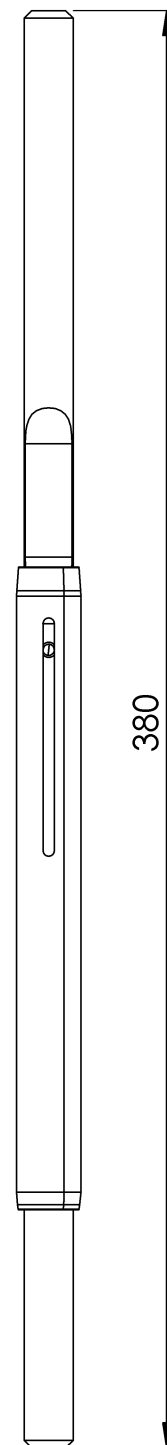

Generelle egenskaper

Referanse	200701500020
Materiale	304 rustfritt stål
Vekt	0,54 kg
Dimensjoner	380 X Ø 17 mm

PLANER



Sett



CH ENTER

Produs



Descriere

- Componentă a liniei de salvare CHECKLINE II și CHECKLINE OVERHEAD.
- Sarcina sa principală este de a permite cărucioarelor să intre și să iasă de pe linia de salvare.

Standard

EN 795 Tip C

CARACTERISTICI

Caracteristici
generale

Referință	200701500020
Material	304 oțel inoxidabil
Greutate	0,54 kg
Dimensiuni	380 X Ø 17 mm

PLANURI

